

Login to your account and select the CheckIn/CheckOut button.

The screenshot shows the user interface of the Fort Campbell Fish and Wildlife website. At the top left is the logo for Fort Campbell Fish and Wildlife. The top right corner displays a 'Welcome' message, an 'Admin' link, and a 'Logout' button. A navigation bar below the logo contains links for 'My Account', 'Available Permits', 'Lottery', 'Harvest Tags', 'My Safety Inlets', and 'Surveys'. The main content area is titled 'Home / Permits' and includes several sections: 'Click button to view available permits' with an 'Acquire Permit(s)' button; 'Click button to use the web Checkin / Checkout.' with a 'Checkin / Checkout' button highlighted by a red arrow; 'Click button to view your Checkin / Checkout and harvest history.' with a 'History' button; and 'My Permits' section showing a permit for '2021 Sportsman - DAV Exempt' with a 'Print Permit' button and dates 'Apr 01, 2021 - Feb 28, 2022'. The footer features the 'iSportsman' logo and a disclaimer: 'Powered by iSportsman™ Terms & Conditions iSportsman, LLC is not responsible for the content on this website.'

Select the CheckIn Button.


The screenshot shows the 'Welcome iSportsman Checkin / Checkout' page. At the top, it displays 'Back to Check in Logged in as:' followed by a blank field and the date 'Mon Apr 05 2021 08:00:27 GMT-0500 (Central Daylight Time)'. Below this, the heading 'Welcome iSportsman Checkin / Checkout' is centered. Three large buttons are stacked vertically: the top one is dark blue and labeled 'Checkin', the middle one is light blue and labeled 'My Accounts', and the bottom one is light blue and labeled 'Logout'. A red arrow points to the 'Checkin' button.

Select the Hunting button.

Back to Check in Logged in as: _____ Mon Apr 05 2021 08:02:58 GMT-0500 (Central Daylight Time)

iSportsman Checkin / Checkout

Select Activity Type

Fishing	Hunting 
Start Over	Cancel Checkin


Select your Activity (Turkey Hunting).

Back to Check in Logged in as: _____ Mon Apr 05 2021 08:04:31 GMT-0500 (Central Daylight Time)

iSportsman Checkin / Checkout

Selected Activity Type: **Hunting** [Change](#)

Select Activity

Turkey Hunting - DOD/DAV Spots Remaining: 22 	
Start Over	Cancel Checkin

Select your Area.

Back to Check in Logged in as: Mon Apr 05 2021 08:06:32 GMT-0500 (Central Daylight Time)

iSportsman Checkin / Checkout

Select Area

00B - Turkey Bow - DOD/DAV Spots Remaining: 2	01 - Turkey Gun - DOD/DAV Spots Remaining: 1	04 - Turkey Gun - DOD/DAV Spots Remaining: 1
07 - Turkey Gun - DOD/DAV Spots Remaining: 4	10 - Turkey Gun - DOD/DAV No Spots Remaining	11 - Turkey Gun - DOD/DAV No Spots Remaining
21 - Turkey Gun - DOD/DAV Spots Remaining: 1	22 - Turkey Gun - DOD/DAV Spots Remaining: 2	23 - Turkey Gun - DOD/DAV No Spots Remaining
28 - Turkey Gun - DOD/DAV No Spots Remaining	31 - Turkey Gun - DOD/DAV No Spots Remaining	32 - Turkey Gun - DOD/DAV No Spots Remaining
33 - Turkey Gun - DOD/DAV Spots Remaining: 3	48 - Turkey Gun - DOD/DAV Spots Remaining: 2	49 - Turkey Gun - DOD/DAV Spots Remaining: 1
50 - Turkey Gun - DOD/DAV Spots Remaining: 3	52 - Turkey Gun - DOD/DAV Spots Remaining: 2	

Start Over Cancel Checkin

If you have a Caller, this is where you will add him/her as a guest. (NOTE: Calling companions must have all required licenses and permits for turkey hunting on FCMR.) Select the Yes button.

Back to Check in Logged in as: Fort Campbell Fish and Wildlife Thu Apr 08 2021 10:21:52 GMT-0500 (Central Daylight Time)

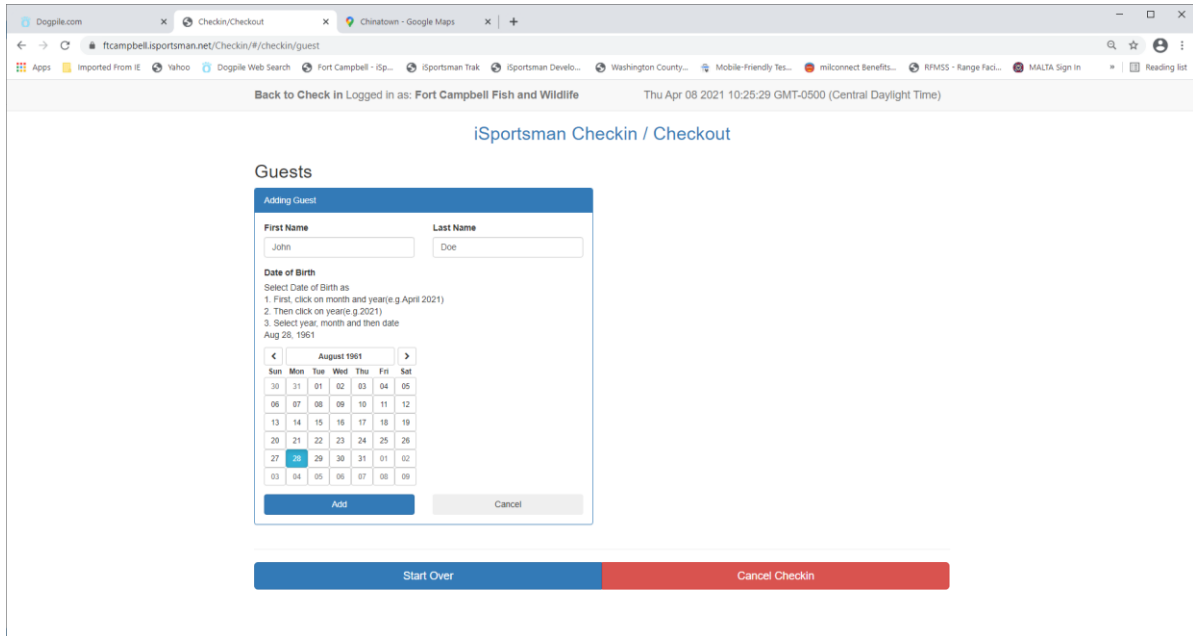
iSportsman Checkin / Checkout

Guests

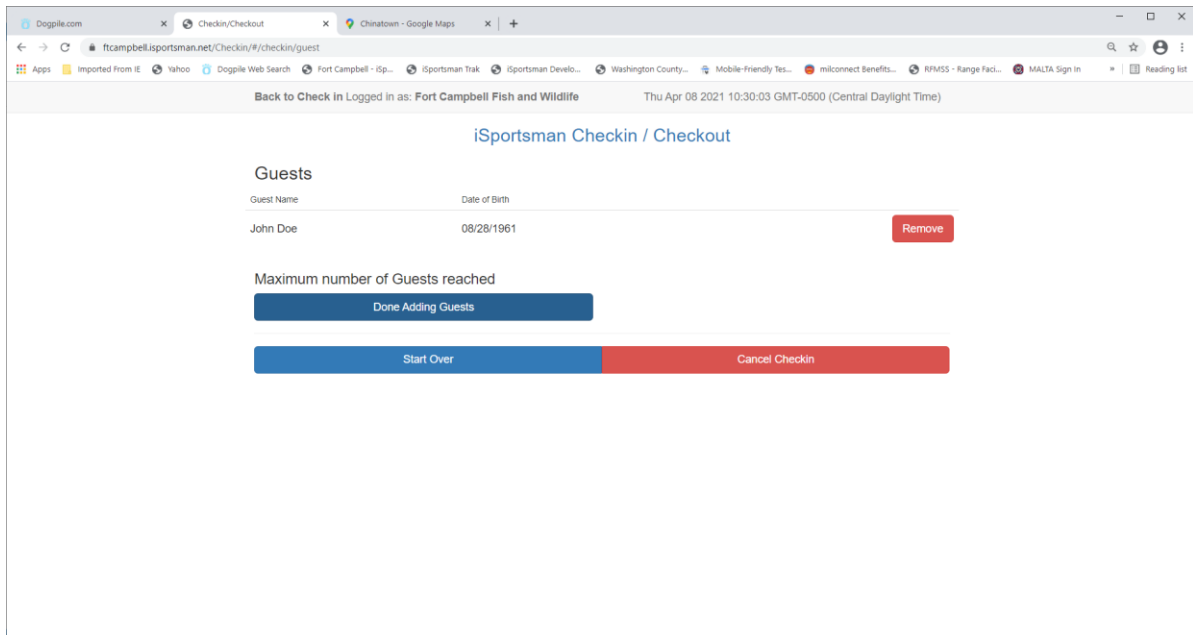
Do you have any Guests?

Start Over Cancel Checkin

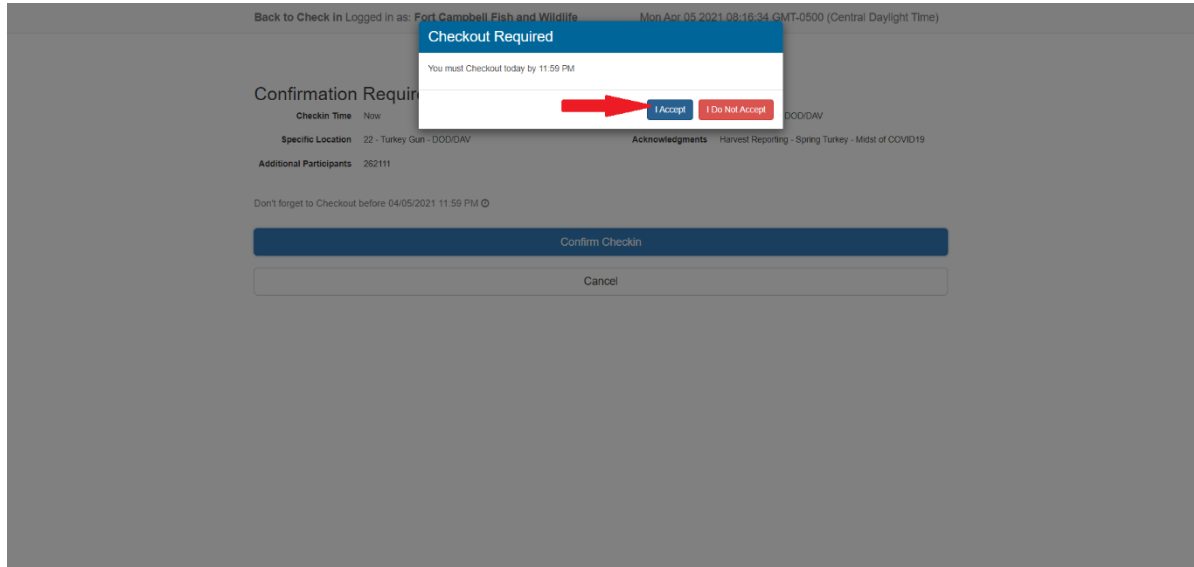
Enter the Caller's first name, last name and date of birth. Select the Add button.



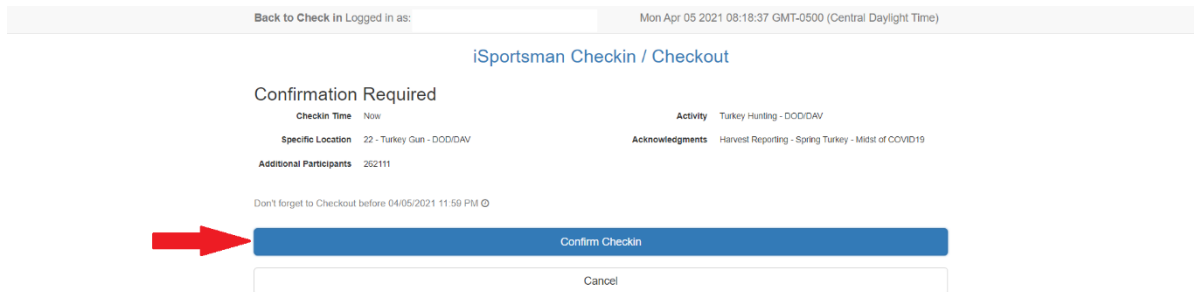
Select the Done Adding Guests button.



Select the I Accept button.



Select Confirm Checkin button.



You and your Caller are now checked in.

The screenshot shows a web browser window with the URL ftcampbellisportsman.net/Checkin/#/checkin/submit. The page title is "iSportsman Checkin / Checkout". The main heading is "Checkin finished".

Key information displayed:

- Checkin Time:** 04/08/2021 10:31 AM
- Activity:** Turkey Hunting - DOD/DAV
- Specific Location:** 09B - Turkey Gun - DOD/DAV
- Acknowledgments:** Harvest Reporting - Spring Turkey - Midst of COVID19
- Guests:** 1 Guests

A reminder is shown: "Don't forget to Checkout before 04/08/2021 11:59 PM".

A large green checkmark icon is centered on the page. Below it, a section titled "Remember to Print Your Area Assignment" contains a green button labeled "Print Area Assignment". Below this are three blue buttons: "Checkin", "My Account", and "Logout".