

CHECK IN PROCEDURE

STEP 1: From your iSportsman account homepage, select the checkin/checkout box as indicated by the red arrow.

The screenshot displays the iSportsman account homepage for Fort Campbell Fish and Wildlife. The user is logged in as 'Admin'. The navigation menu includes 'My Account', 'Available Permits', 'Lottery', 'Harvest Tags', 'My Safety Briefs', 'Surveys', and 'Help'. The breadcrumb trail shows 'Fort Campbell Fish and Wildlife / Home / Permits'. There are three main action buttons: 'Acquire Permit(s)', 'Checkin / Checkout' (highlighted with a red arrow), and 'History'. Below these is a 'My Permits' section showing a permit with ID 197831, name '2020 Sportsman - DAV Exempt', and dates 'Mar 01, 2020 - Feb 28, 2021'. A 'Print Permit' button is also visible.

Welcome Fort Campbell Fish and Wildlife Admin Logout

My Account Available Permits Lottery Harvest Tags My Safety Briefs Surveys Help

Fort Campbell Fish and Wildlife / Home / Permits

Click button to view available permits:
Acquire Permit(s)

Click button to use the web Checkin / Checkout:
Checkin / Checkout

Click button to view your Checkin / Checkout and harvest history:
History

My Permits

| | |
|-----------------------------|-----------------------------|
| Permit #: 197831 | Print Permit |
| Name | Dates |
| 2020 Sportsman - DAV Exempt | Mar 01, 2020 - Feb 28, 2021 |

STEP 2: Select 'Checkin', as indicated by the red arrow.

Back to Check in Logged in as: Fort Campbell Fish and Wildlife

Tue May 19 2020 09:28:01 GMT-0500 (Central Daylight Time)

Welcome iSportsman Checkin / Checkout

Checkin

🏠 My Accounts

🚪 Logout

STEP 3: Here you want to select Hunting, as indicated by the red arrow.

Back to Check in Logged in as: Fort Campbell Fish and Wildlife

Tue May 19 2020 09:07:58 GMT-0500 (Central Daylight Time)

iSportsman Checkin / Checkout

Select Activity Type

Hunting



Start Over

Cancel Checkin

STEP 4: Here you want to select Game Scouting, as indicated by the red arrow.

Back to Check in Logged in as: Fort Campbell Fish and Wildlife

Tue May 19 2020 09:08:34 GMT-0500 (Central Daylight Time)

iSportsman Checkin / Checkout

Selected Activity Type: **Hunting**

Select Activity

Game Scouting

Start Over

Cancel Checkin



STEP 5: Click on I Accept, as indicated by the red arrow.

Back to Check (Daylight Time)

Acknowledgement

Game Scouting Activity

ATTENTION DOG TRAINERS TRAINING AT NIGHT:
You may not enter your area until 30 minutes after sunset, and must clear area and check-out of Sportsman by 23:59 CST.

ADDITIONAL INFORMATION REGARDING USE OF AREAS DEDICATED TO GAME SCOUTING:

- POSSESSION OF WEAPONS WHILE SCOUTING IS PROHIBITED.
- USE OF ANY CALLS OR VOCALIZATIONS TO IMITATE WILD TURKEYS IS PROHIBITED OUTSIDE OF 21 MARCH - 10 MAY 2020. LOCATOR CALLS ARE AUTHORIZED.
- USE OF PHOTOGRAPHY, BY ANY MEANS, WHILE SCOUTING IS PROHIBITED.
- HARRASSMENT OF WILDLIFE WHILE GAME SCOUTING IS PROHIBITED.

I Accept I Do Not Accept

STEP 6: Select areas. Game Scouting pick up to three areas.

Back to Check in Logged in as: Fort Campbell Fish and Wildlife

Tue May 19 2020 09:10:56 GMT-0500 (Central Daylight Time)

iSportsman Checkin / Checkout

Select Area

| | | |
|--|--|--|
| <input checked="" type="checkbox"/> 11 - Game Scouting | <input type="checkbox"/> 12 - Game Scouting | <input type="checkbox"/> 14A - Game Scouting |
| <input type="checkbox"/> 15 - Game Scouting | <input checked="" type="checkbox"/> 16 - Game Scouting | <input type="checkbox"/> 17 - Game Scouting |
| <input type="checkbox"/> 19 - Game Scouting | <input type="checkbox"/> 21 - Game Scouting | <input type="checkbox"/> 22 - Game Scouting |

Selected 2 Areas

Currently selected areas

| | |
|--|--|
| <input checked="" type="checkbox"/> 11 - Game Scouting | <input checked="" type="checkbox"/> 16 - Game Scouting |
|--|--|

Click an area to unselect it. Click the button below when finished picking areas

| | |
|---|--|
| <input type="button" value="Continue"/> | <input type="button" value="Clear All"/> |
|---|--|

| | |
|---|---|
| <input type="button" value="Start Over"/> | <input type="button" value="Cancel Checkin"/> |
|---|---|

STEP 7: Once area has been selected, click continue as indicated by the red arrow.

Back to Check in Logged in as: Fort Campbell Fish and Wildlife

Tue May 19 2020 09:11:15 GMT-0500 (Central Daylight Time)

iSportsman Checkin / Checkout


Select Area

Selected 3 Areas

Currently selected areas

✓11 - Game Scouting ✓16 - Game Scouting ✓17 - Game Scouting

Click an area to unselect it. Click the button below when finished picking areas



STEP 8: Select Confirm Checkin, as indicated by the red arrow.

Back to Check in Logged in as: Fort Campbell Fish and Wildlife

Tue May 19 2020 09:12:20 GMT-0500 (Central Daylight Time)

iSportsman Checkin / Checkout

Confirmation Required

Checkin Time Now

Activity Game Scouting

Specific Location 11 - Game Scouting
16 - Game Scouting
17 - Game Scouting

Acknowledgments Game Scouting Activity

Don't forget to Checkout before 05/19/2020 11:59 PM ⌚

Confirm Checkin

Cancel

STEP 9: Select 'Print Area Assignment' as indicated by the red arrow. Please print your area assignment out twice, one for your vehicle's dash and one for yourself.

iSportsman Checkin / Checkout

Checkin finished

Checkin Time 05/19/2020 09:12 AM

Activity Game Scouting

Specific Location 11 - Game Scouting
16 - Game Scouting
17 - Game Scouting

Acknowledgments Game Scouting Activity

Don't forget to Checkout before 05/19/2020 11:59 PM ⌚

Remember to Print Your Area Assignment

 [Print Area Assignment](#)

[Checkin](#)

[My Account](#)

[Logout](#)

STEP 10: Once area assignment has been printed, Logout of your account as indicated by the red arrow.

iSportsman Checkin / Checkout


Checkin finished

Checkin Time 05/19/2020 09:12 AM
Specific Location 11 - Game Scouting
16 - Game Scouting
17 - Game Scouting

Activity Game Scouting
Acknowledgments Game Scouting Activity

Don't forget to Checkout before 05/19/2020 11:59 PM ⌚

Remember to Print Your Area Assignment

 Print Area Assignment

Checkin

 My Account

 Logout



CHECK OUT PROCEDURE

STEP 1: From your iSportsman account homepage, select the checkin/checkout box as indicated by the red arrow.

The screenshot displays the iSportsman account homepage for Fort Campbell Fish and Wildlife. At the top right, there is a user profile section with 'Welcome Fort Campbell Fish and Wildlife', an 'Admin' link, and a 'Logout' button. A blue navigation bar contains links for 'My Account', 'Available Permits', 'Lottery', 'Harvest Tags', 'My Safety Briefs', 'Surveys', and 'Help'. Below this is an orange breadcrumb trail: 'Fort Campbell Fish and Wildlife / Home / Permits'. The main content area is divided into four sections: 'Click button to view available permits:' with an 'Acquire Permit(s)' button; 'Click button to use the web Checkin / Checkout:' with a 'Checkin / Checkout' button highlighted by a red arrow; 'Click button to view your Checkin / Checkout and harvest history:' with a 'History' button; and 'My Permits' which shows a table with one permit entry.

| Permit #: | Print Permit |
|-----------------------------|-----------------------------|
| 197831 | |
| Name | Dates |
| 2020 Sportsman - DAV Exempt | Mar 01, 2020 - Feb 28, 2021 |

STEP 2: Select the Checkout box as indicated by the red arrow.

Back to Check in Logged in as: Fort Campbell Fish and Wildlife

Tue May 19 2020 09:56:35 GMT-0500 (Central Daylight Time)

Welcome iSportsman Checkin / Checkout


8 minutes ago @ 5/19/20 9:48 AM

Activity Game Scouting

Location 15 - Game Scouting

Checkout

Print Pass

 My Accounts

 Logout

STEP 3: Select the Confirm Checkout box as indicated by the red arrow.

Back to Check in Logged in as: Fort Campbell Fish and Wildlife

Tue May 19 2020 09:59:16 GMT-0500 (Central Daylight Time)

iSportsman Checkin / Checkout

Confirmation Required

Checkin Time 05/19/2020 09:48 AM

Activity Game Scouting

Specific Location 15 - Game Scouting

Acknowledgements Game Scouting Activity

Confirm Checkout

Cancel

STEP 4: You are checked out! Logout of your iSportsman account.

Back to Check in Logged in as: Fort Campbell Fish and Wildlife

Tue May 19 2020 10:05:13 GMT-0500 (Central Daylight Time)

iSportsman Checkin / Checkout

Checked out

Check out time: May 19, 2020 10:04:24 AM

Checkin

My Account

Logout

