

2020 iSportsman Quail Hunting Lottery

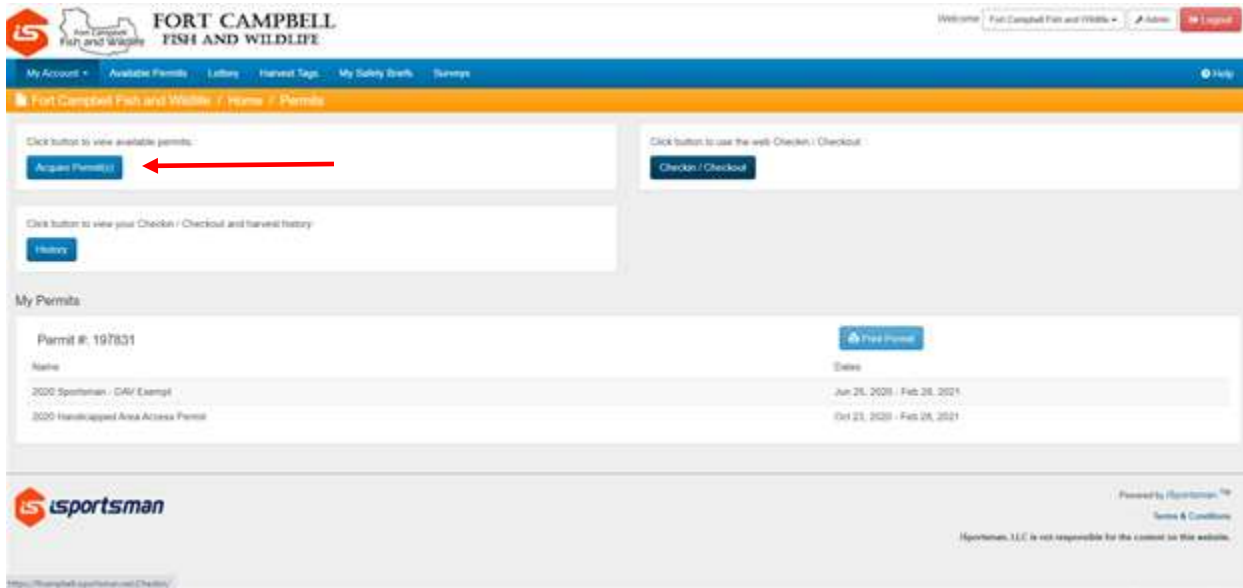
1. Weekly random lottery drawings will be held to distribute opportunities for quail hunting. Drawings will be held through the iSportsman webpage on Thursday or Wednesday of each week per the schedule below. The number of individuals drawn in the lottery will be based on the number of areas open to Quail hunting for that particular hunt event.
2. Quail hunting will be offered in three phases. Hunters who are successfully drawn will be removed from further lottery drawings during the phase for which they are successfully drawn. Hunts will be offered for two days at a time. Hunters will be validated to any of the areas open to quail hunting for their successful 2 day hunt.
3. Hunters will be required to check-in to an area prior to hunting. Hunters will be permitted to check-in to any area that is open for quail during their two day hunt.
4. Quail hunters may hunt alone or in groups of three. Hunters who wish to hunt as a group must enter the lottery as a group. If one hunter is successfully drawn, all hunters from that group will be validated for that hunt period.
5. Below is a table showing tentative random drawing schedule.

Phase	Drawing Date	Hunt Dates
1	19 November	20 - 21 November
1	19 November	22 - 23 November
1	25 November (Wednesday)	27 - 28 November
1	25 November	29 - 30 November
1	3 December	04 - 05 December
1	3 December	06 - 07 December
1	10 December	11 - 12 December
1	10 December	13 - 14 December
1	17 December	18 - 19 December
1	17 December	20 - 21 December
1	23 December (Wednesday)	26 - 28 December
2	31 December	2 - 3 January
2	7 January	8 - 9 January
2	7 January	10 - 11 January
2	14 January	15 - 16 January
2	14 January	17- 18 January
2	21 January	22 - 23 January
2	21 January	24 - 25 January
2	28 January	29 - 30 January
2	28 January	31 January - 1 February

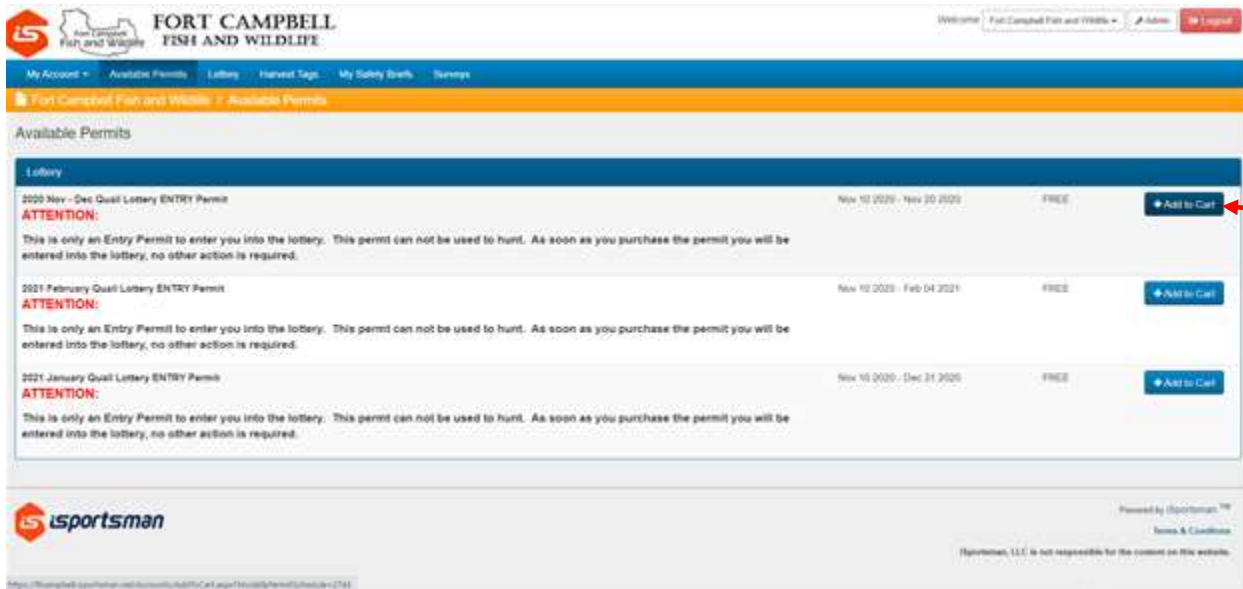
3	4 February	5 - 6 February
3	4 February	7 - 8 February
3	11 February	12 - 13 February
3	11 February	14 - 15 February
3	18 February	19 - 20 February
3	18 February	21 - 22 February
3	25 February	26 - 28 February

6. The following pages include a step by step directions to enter the quail lottery. Additional questions should be directed to the Fort Campbell iSportsman customer service help desk at 270-798-9824.

Log into your Account and hit Acquire Permit(s)

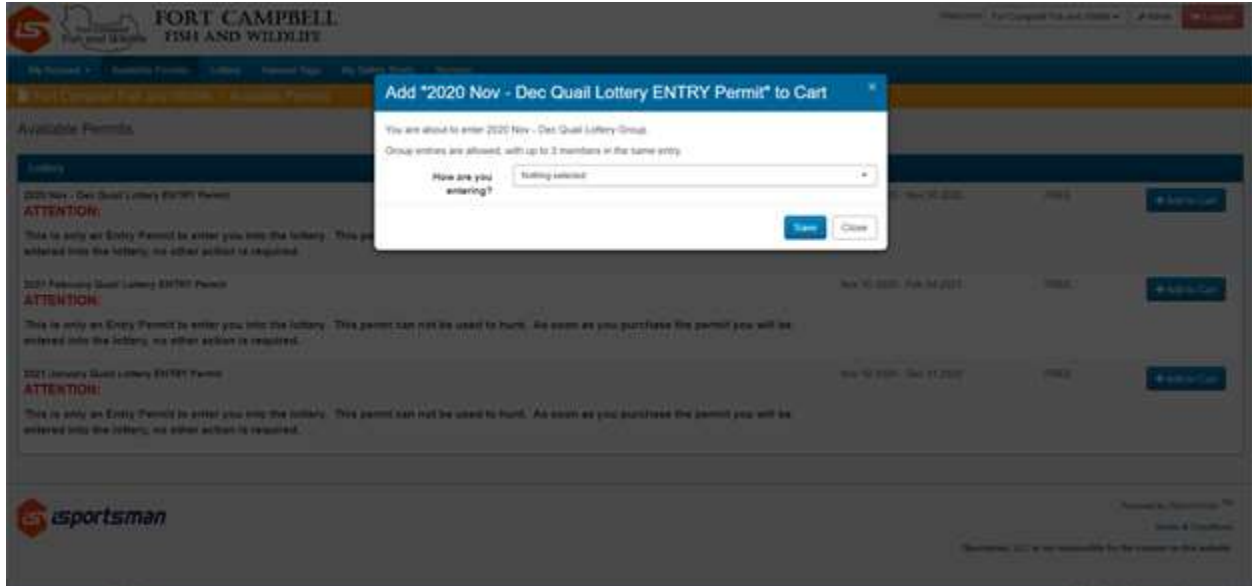


Now you want to add the 2020 Nov – Dec Quail Lottery ENTRY Permit

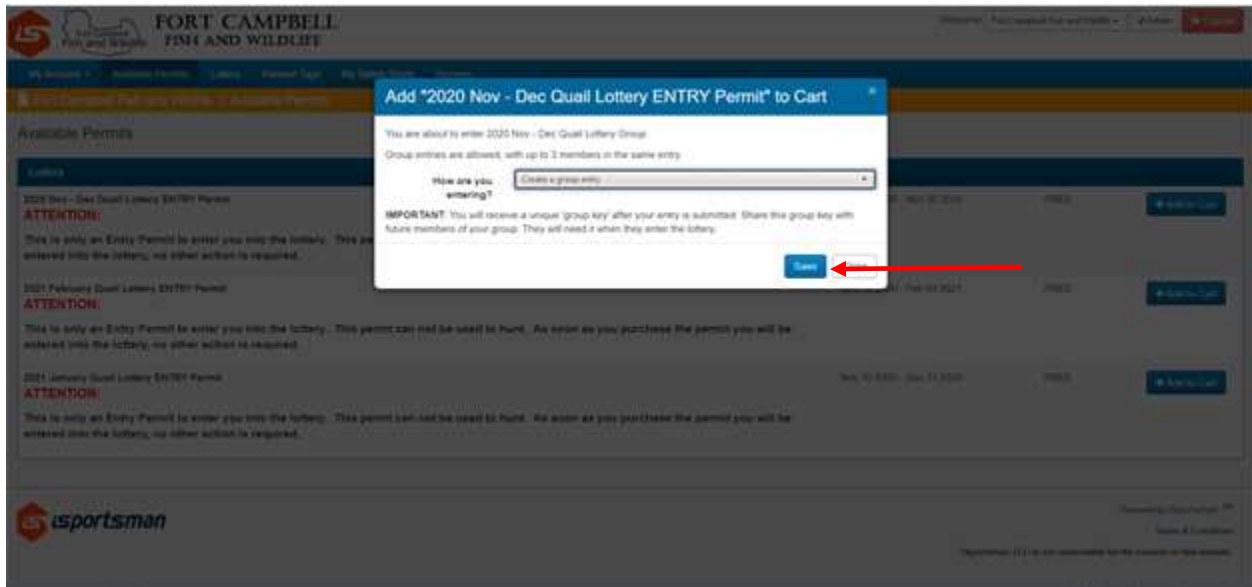


Once you add it to your cart, you will be asked how you are entering, below are the three choices:

1. Create a group entry
2. Join existing group entry
3. Solo, individual entry



1. Create a group entry, enter Save



Now click View Cart & Checkout

The screenshot shows the 'Available Permits' section of the Fort Campbell Fish and Wildlife website. It lists two lottery entry permits: '2021 February Quail Lottery ENTRY Permit' and '2021 January Quail Lottery ENTRY Permit'. Both are listed as 'FREE'. Below the permits, a blue button labeled 'View Cart & Checkout' is highlighted with a red arrow pointing to it from the right.

Available Permits

Lottery	Start Date	End Date	Price	Action
2021 February Quail Lottery ENTRY Permit ATTENTION: This is only an Entry Permit to enter you into the lottery. This permit can not be used to hunt. As soon as you purchase the permit you will be entered into the lottery, no other action is required.	Nov 10 2020	Feb 04 2021	FREE	Add to Cart
2021 January Quail Lottery ENTRY Permit ATTENTION: This is only an Entry Permit to enter you into the lottery. This permit can not be used to hunt. As soon as you purchase the permit you will be entered into the lottery, no other action is required.	Nov 10 2020	Dec 31 2020	FREE	Add to Cart

[View Cart & Checkout](#)

Click on Checkout

The screenshot shows the 'Cart' page of the Fort Campbell Fish and Wildlife website. It displays a table with one item: '2020 Nov - Dec Quail Lottery ENTRY Permit'. The item is listed as 'FREE' and includes an 'ATTENTION' note. Below the table, there is a 'Subtotal: \$0.00' and a 'Checkout' button highlighted with a red arrow pointing to it from the right.

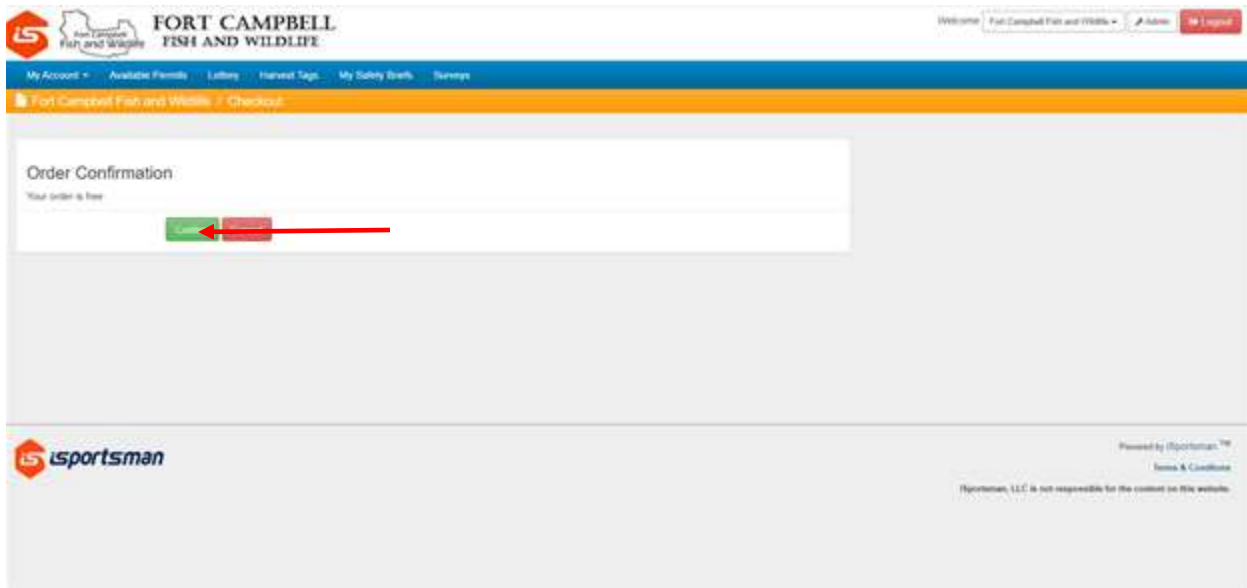
Permits

Name	Date	Total
2020 Nov - Dec Quail Lottery ENTRY Permit ATTENTION: This is only an Entry Permit to enter you into the lottery. This permit can not be used to hunt. As soon as you purchase the permit you will be entered into the lottery, no other action is required. + Lottery Entry Create	Nov 10 - Nov 20, 2020	FREE

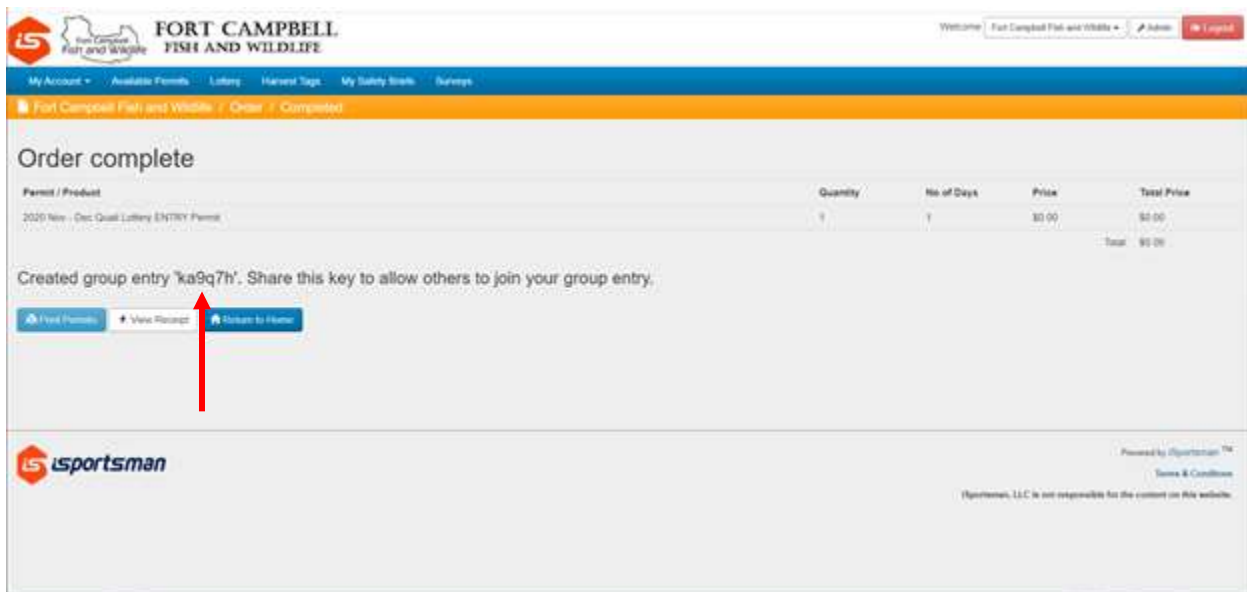
Subtotal: \$0.00

[Clear Cart](#) [Checkout](#)

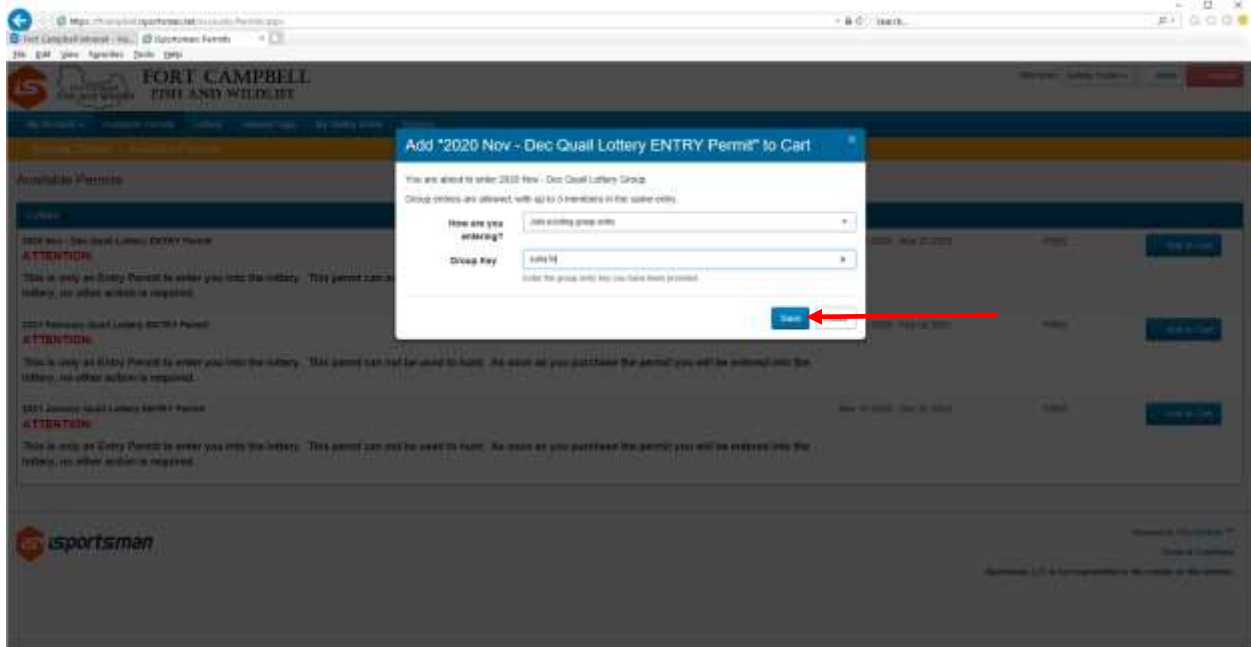
Click on Confirm



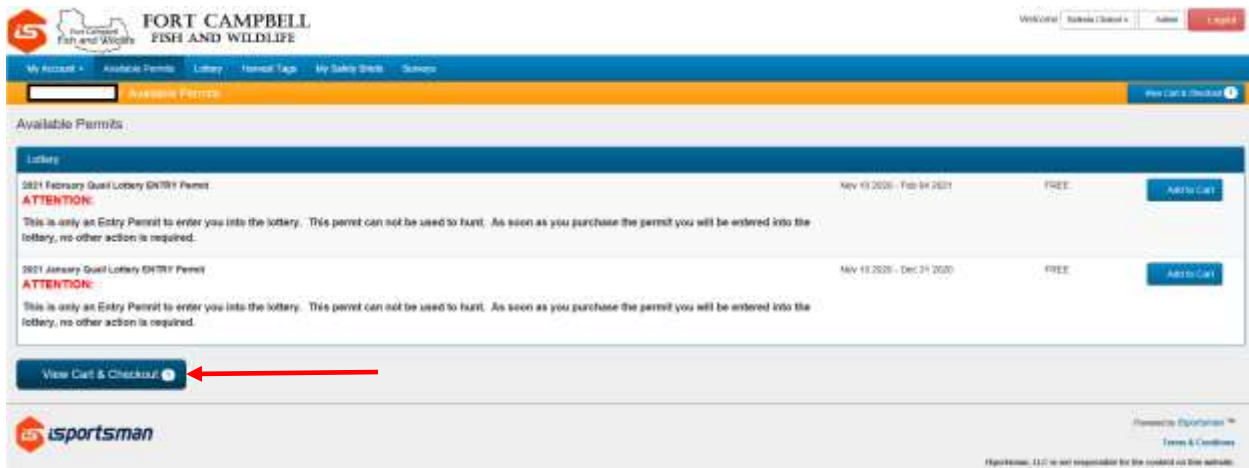
Once confirmed you will get your group entry key. The key is what you will give the other members of your group for entering the quail lottery. You have completed your lottery entry, you may logout. You will receive an email from iSportsman confirming your group lottery entry.



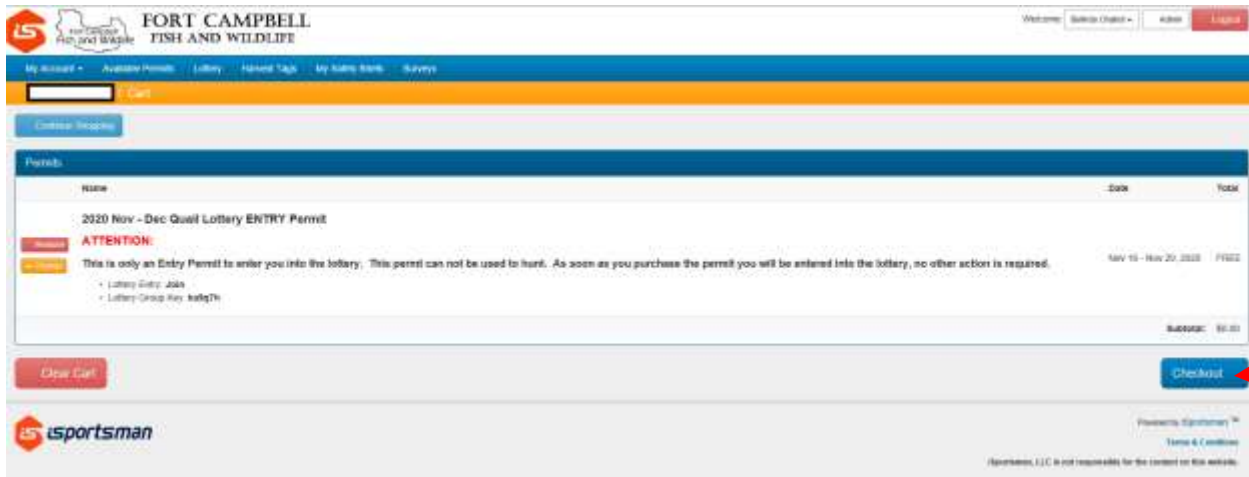
- You are going to hunt with an existing group and you have the group key. Click on Join existing group entry. You will enter the Group Key and click Save



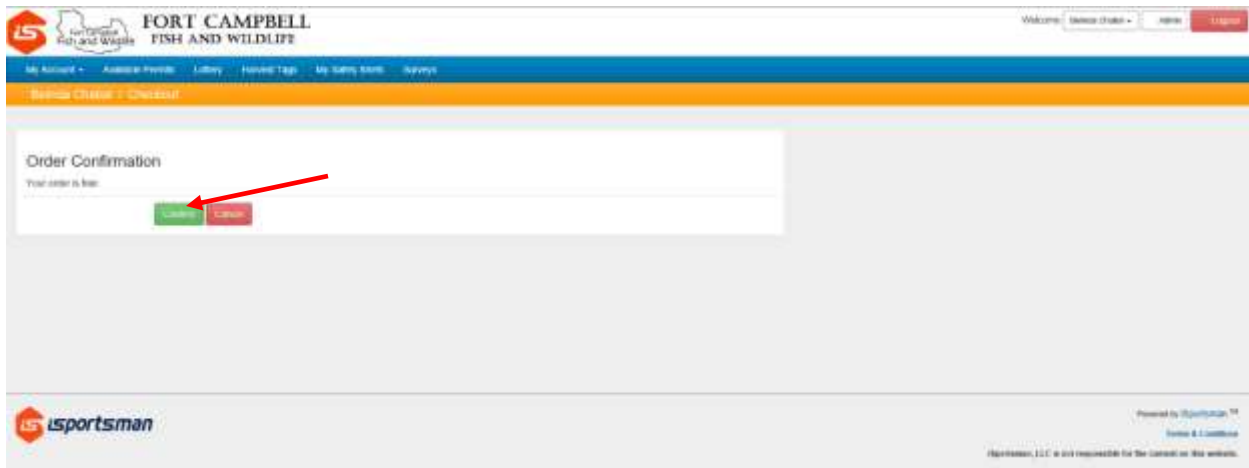
Click on View Cart & Checkout



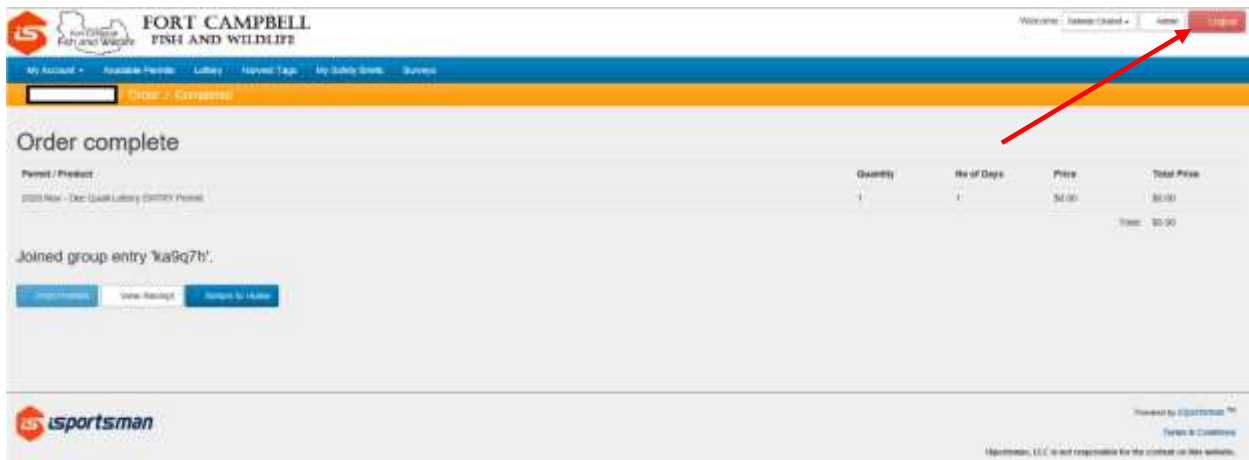
Click on Checkout



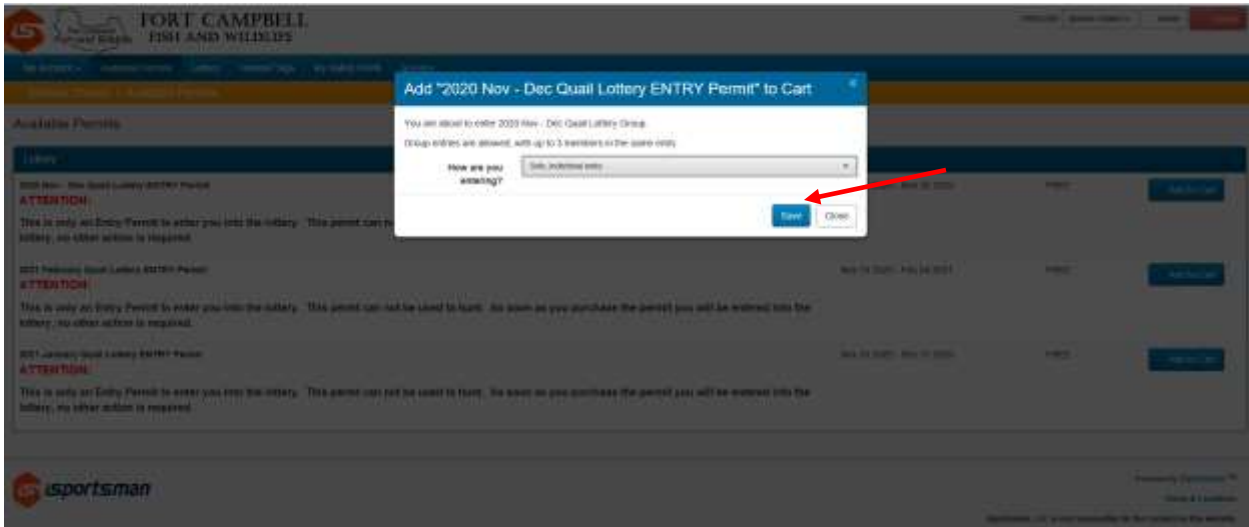
Click on Confirm



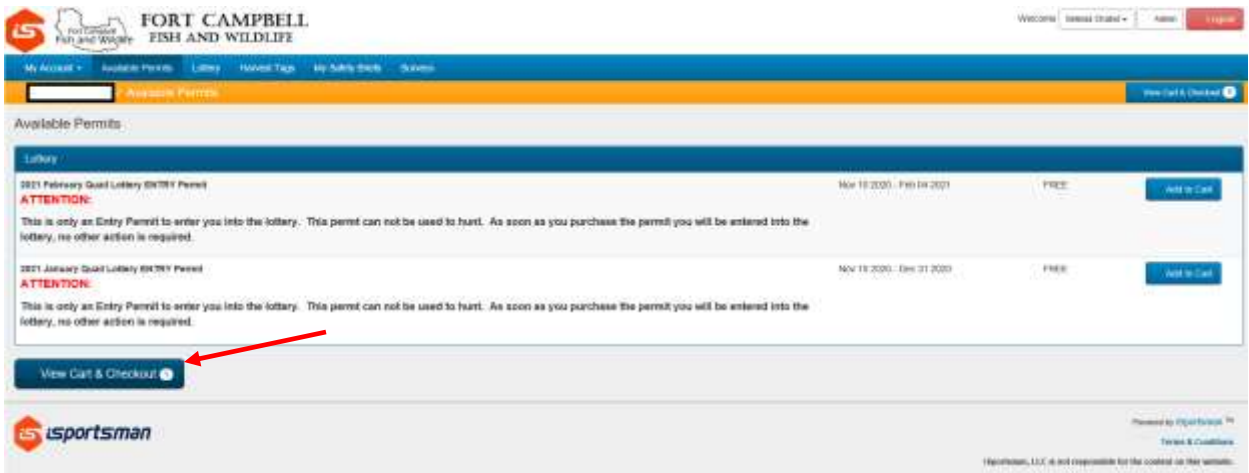
Your order is complete. You have been entered into the Nov-Dec Quail Lottery. You may Logout.



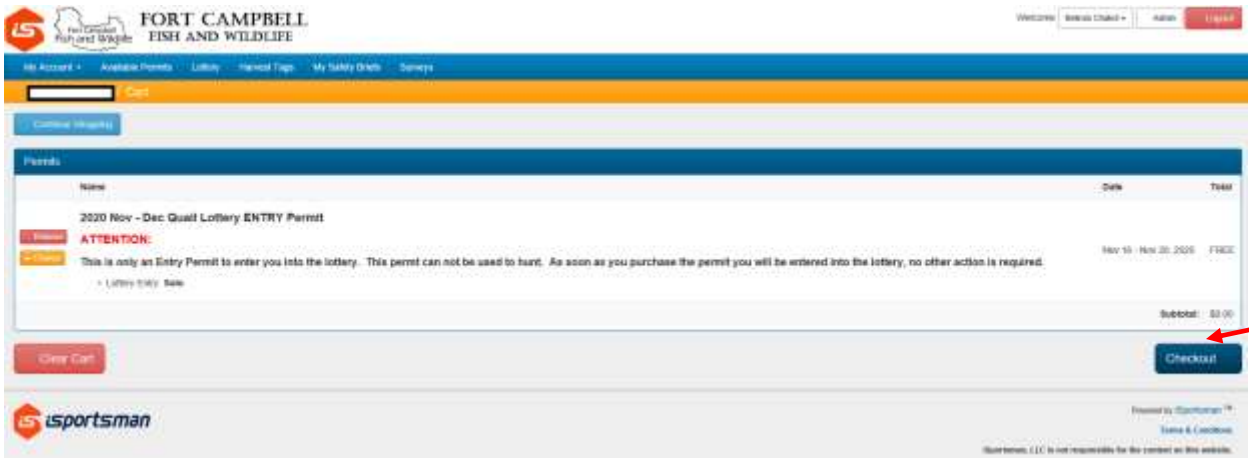
3. Solo, individual entry. Click Save



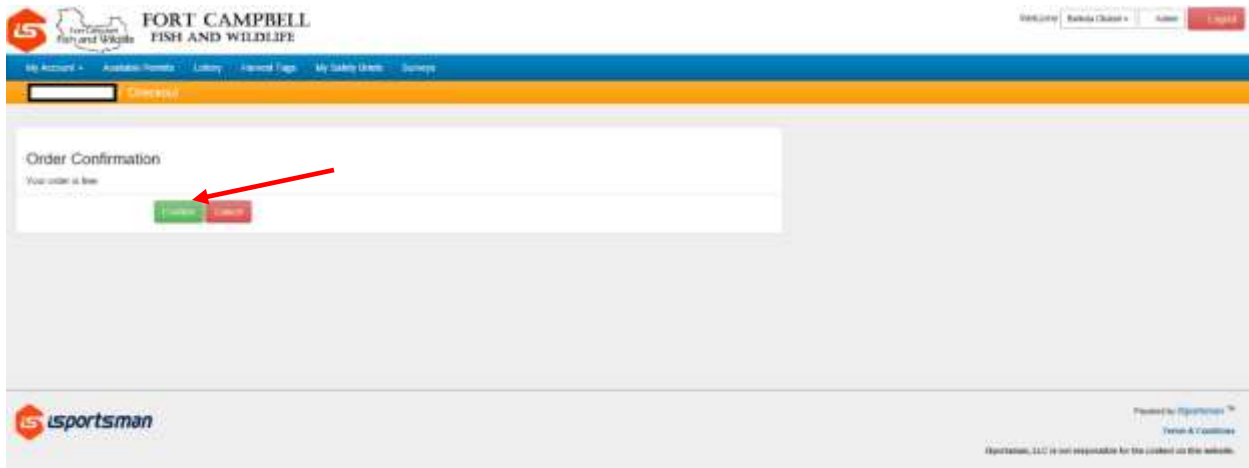
Click on View Cart & Checkout.



Click on Checkout.



Click on Confirm.



Your order is complete. You have been entered into the Nov-Dec Quail Lottery. You may Logout.

